



# Opening a Bank Account and Various Contracts



# Opening a Bank Account



## <Application process>


### What you need:

- Residence Card (with your name written on the back side)
- Student ID card (check how your name is written in Katakana)
- Telephone number
- Personal seal (if you have one)
- small amount of money (¥ 1000)

### What to do:

- Tell a bank clerk that you want to open a bank account
- Fill out the application form (ask for help if you need assistance)

⇒ Please write your name exactly **the same way and in the same order as it is written on your residence card/student ID card (family name ⇒ first name)!**



# Various contracts (1): Internet



## <Internet>

There are a number of ways to get Internet Access :

- paid and free Wi-Fi
- Mobile phones
- **Internet at home**

### **Internet at home:**

- Home Internet services are typically unbundled services: one company provides the line and the other establishes the internet connection.
- Contracts for line and internet service providers are often signed for one or two years
- Costs differ on average from 4,000 to 6,000 yen a month
- Ask your realtor about Internet services available at your apartment



# Various contracts (2): Mobile phones



## < Mobile phones >

### Prepaid Phones

- Prepaid cards, which are used for outgoing calls, email, internet etc., may be purchased in advance.  
(at cell phone stores, convenience stores or online)
- Prepaid cards will expire after 60 days.

### Mobile Phones

- Three major companies provide all types of mobile phones and smartphones under a contract.
- Monthly plans differ between ¥2,000 and ¥6,000 depending on the service.

### What you need

- Residence Card, Certificate of Residence
- Bank Book/Credit Card
- Parental consent form (filled out by the legal guardian) and identification documents for the guardian if the person is under the age of 20




# Various contracts (3): Gas, Water, Electricity



## <Gas, Water, Electricity>

### Gas

- Find out what kind of Gas you use at your apartment (City gas or LP gas).
- Call the gas company and make an appointment. (At the scheduled time, an employee of the company will activate your gas line for which you must be present.)




### Water

- Call the local water company to open a billing account.



### Electricity

- If you do not have electrical power when you move in, find the apartment's circuit breaker and turn all the switches on the breaker board to "ON".
- Contact your TEPCO customer center to notify your name, address, the date of occupancy.



# Various contracts (4) : Others



## <Problems>

Recently, issues concerning NHK television (Japan's national public broadcasting organization funded by viewers' payments of a television license fee) Internet, and residential contracts have been increasing.

Make sure that you discuss the content of your contracts and have anything you do not understand fully explained before signing them!

**You are responsible for your contracts!**



## Paying Bills

Bills will be sent to your home. You can pay them at convenience stores, banks, and post offices. Hand the clerk your bill and the amount due in cash and your payment will be processed.



# Various contracts (5)



**Please also check the International Student Handbook!**

<Bank>

<https://giga.sfc.keio.ac.jp/wp-content/uploads/2020/03/2-7-Opening-a-Bank-Account.pdf>

<Internet>

<https://giga.sfc.keio.ac.jp/wp-content/uploads/2020/03/2-9-Internet.pdf>

<Mobile Phone>

<https://giga.sfc.keio.ac.jp/wp-content/uploads/2020/03/2-8-Telephone-Service.pdf>

<Gas, Water and Electricity>

<https://giga.sfc.keio.ac.jp/wp-content/uploads/2020/03/2-3-Gas-Water-and-Electricity.pdf>